

# Crime Performance and Priorities Overview

**November 2022**

*Sources: All data from Mayor's Office for Policing and Crime (MOPAC) Website and Metropolitan Police Service (MPS) Website and covers the period October 2018 to September 2022*

In early 2022, Haringey worked with MOPAC's London Police and Crime Plan 2022-25 to jointly determine key priorities for the borough:

### Key Haringey Priorities:

- Non-domestic violence with injury (VWI)
- Robbery

Focus will also be retained on Violence, Vulnerability and Exploitation, whilst balancing the response to volume crime:

### Additional areas of focus:

- Sexual Violence
- Domestic Abuse
- Women's Safety
- Child Sexual Exploitation
- Weapon-Based Crime
- Hate Crime
- Anti-Social Behaviour



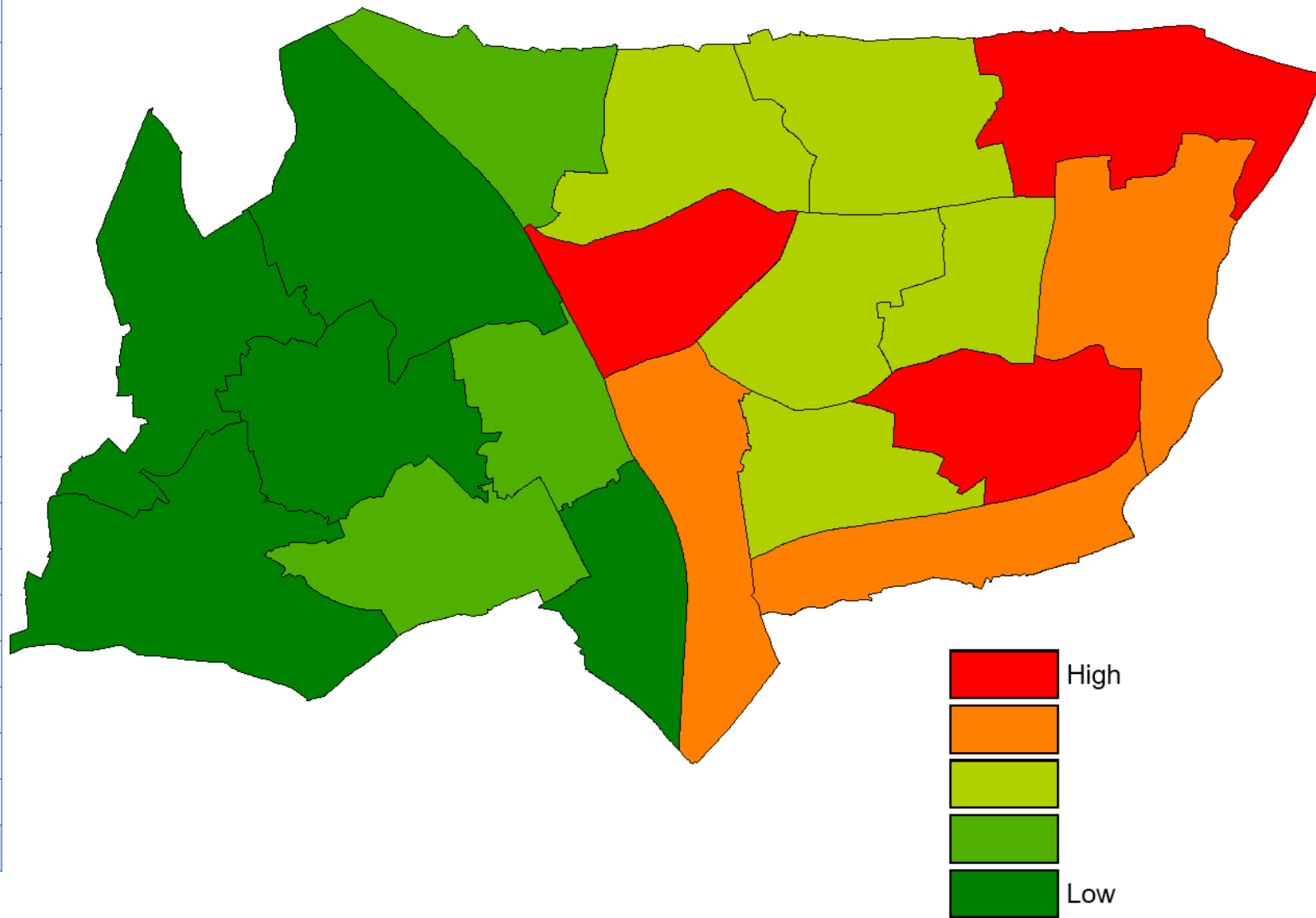
# Crime Performance Overview to Sept 2022

	Haringey			North Area BCU	London
	Offences Current R12	12-Month Change	3-Year Change	12-Month Change	12-Month Change
<b>Total Notifiable Offences (TNO)</b>	32,721	+1%	-10%	+3%	+10%
<b>Burglary (Residential)</b>	1,429	-22%	-44%	-14%	-7%
<b>Violence with Injury (Domestic)</b>	816	+6%	-13%	+8%	+2%
<b>Robbery of Personal Property</b>	1,242	+0%	-45%	+2%	+16%
<b>Violence with Injury (Non-Domestic)</b>	1,873	+14%	+1%	+15%	+18%
<b>Knife Crime with Injury</b>	145	+17%	-23%	+13%	+6%
<b>Knife Crime Offences</b>	622	+1%	-30%	-3%	+10%
<b>Total Gun Crime</b>	84	+14%	-37%	+5%	-4%
<b>Lethal-Barrelled Firearm Discharges</b>	12	-33%	-71%	-30%	-8%



# Total Crime (TNO) – 12-Months to Sep 2022

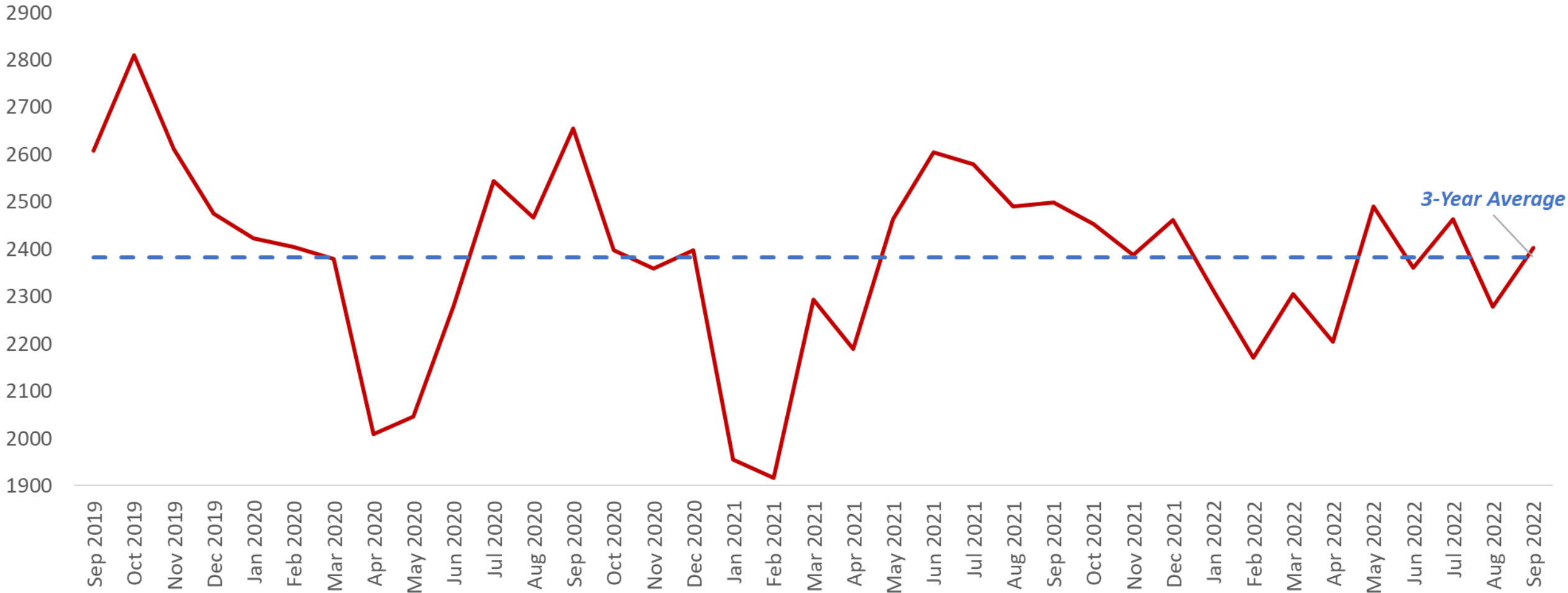
Ward	Oct20-Sep21	Oct21-Sep22	Change
Noel Park	3356	3447	3%
Tottenham Green	2538	3037	20%
Northumberland Park	2874	2957	3%
Tottenham Hale	2536	2506	-1%
Harringay	1789	1919	7%
Seven Sisters	1766	1846	5%
St Ann's	1778	1689	-5%
Bruce Grove	1705	1669	-2%
Woodside	1890	1584	-16%
White Hart Lane	1694	1544	-9%
West Green	1605	1541	-4%
Bounds Green	1409	1429	1%
Hornsey	1294	1142	-12%
Crouch End	1027	1004	-2%
Muswell Hill	892	956	7%
Stroud Green	1007	936	-7%
Highgate	756	809	7%
Fortis Green	905	782	-14%
Alexandra	858	762	-11%
<b>Haringey Total</b>	<b>32534</b>	<b>32721</b>	<b>1%</b>





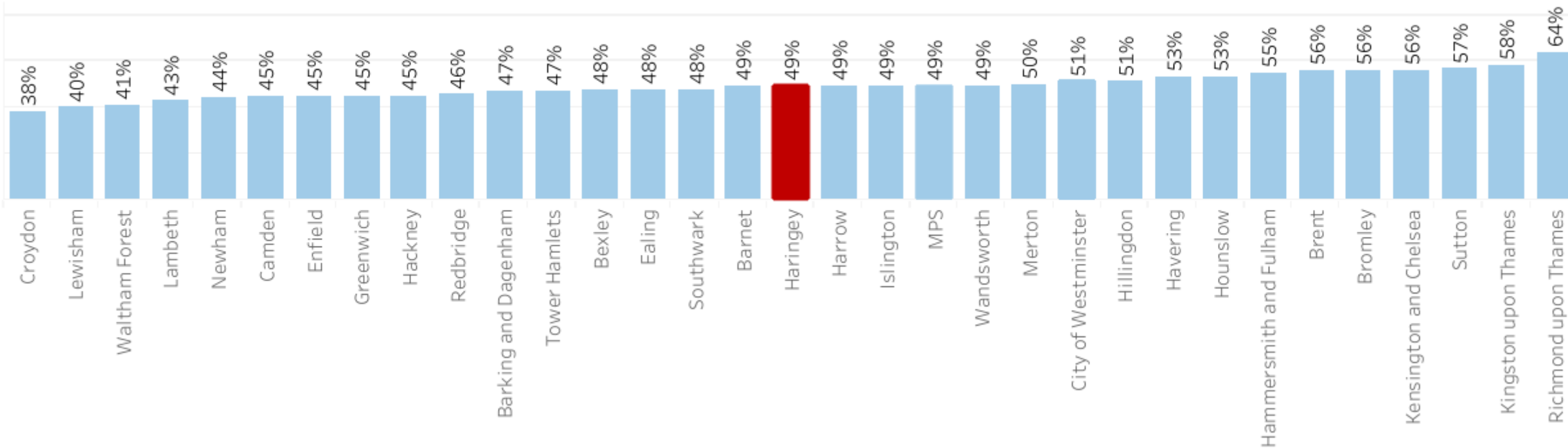
# Total Recorded Crime (TNO)

In the 12-months to September 2022, there was a **1%** increase in overall recorded crime in Haringey, as compared to the previous 12-months, and a **10%** reduction compared to the previous 3-year average.

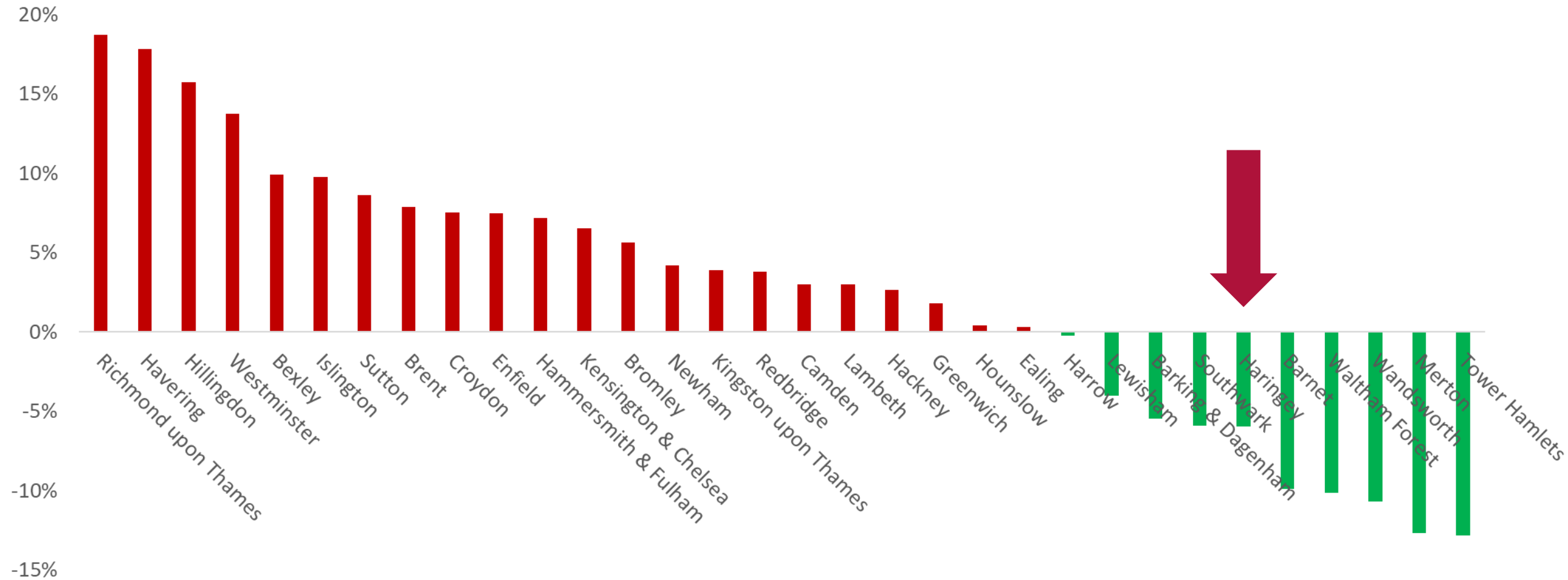


Haringey currently sits around mid-table in London for public perception responses to the question “Do the police do a good job in the local area?”, at 49%. This is a significant improvement compared to recent years, as Haringey has previously featured in the bottom five boroughs for this measure.

Public Perception responses to “Police do a good job in the local area” by borough (Rolling 12 months to June 2022)



Haringey recorded a **6%** reduction in reported hate crime in the 12-months to September 2022. 22 London boroughs experienced an increase in reported hate crime offences in the past 12-months, with only 10 recording a reduction. The average increase across London was **+2%**.



# Hate crime in Haringey Taking a Zero-Tolerance Approach.

We aim to work with the community and partners to co produce the Hate Crime Strategy and Action Plan using the approaches below and any other themes that may arise during our discussion. Our plan to coproduce, including our understanding of how we will engage with residents, communities and partners is currently being developed, and will run in parallel with the Community Safety Strategy.

## Key approaches:

Raising Awareness of hate crime and incidents amongst local communities, partners schools and Haringey staff

To increase the reporting of hate incidents and crime

Improve and offer holistic support for victims of hate crime & incidents

Building our understanding of hate crime and increase in public confidence.



## What are we doing to increase reporting?

- Partnering with community organisations and local **third party reporting services** to strengthen processes that encourage reporting.
- Partnering with community organisations to **understand vulnerability and why** people choose not to report.
- Provision of **training** to front line organisations including schools across the borough to ensure staff can identify and respond to incidents of Hate Crime appropriately.
- Resources that **celebrate diversity, Individualism and a sense of community** are made available to all educational settings so that young people understand hate crime/incidents and feel confident to report when they see something happening.
- Encourage reporting **by engaging with residents and businesses** during Community Safety weeks of action.
- **Publicise successes**, including enforcement action taken where relevant.



**Barriers to reporting**

Consider the following individuals and identify reasons why they might not report..

Discuss in groups, what could you do in your role to support reporting?

- Older LGBT male
- Disabled resident who has limited communication skills and has a carer
- Religious female who identifies as LGBT
- A new migrant/refugee or asylum seeker
- A BAME young male

Hate Crime Awareness Week 8TH - 15TH OCTOBER 2022





## Understanding the Issues

- Ongoing analysis of a wide set of partnership data to continually monitor trends and deploy resources accordingly.
- North Area Violence Reduction Group, (NAVRG) which is a multi-agency meets monthly to identify at risk cohorts and locations of concern and deploy outreach services to engage.
- Daily partnership Violence review meetings with Police and Local Authority to discuss any recent incidents, emerging issues of concern.
- Weekly multi-agency gangs' meetings (Gangs Action Group (GAG) to analyse and discuss latest intel relating to gangs' tensions, .
- Violence, Vulnerability and Exploitation Panel (VVE) which has a daily scheduled meeting, (dependent on case referral) and consists of colleagues from Children's Services, Education Gangs and Community Safety, as well as police to discuss and agree action plan around vulnerable young people

## Strategic Focus

- Young People at Risk Strategy is currently being refreshed will be supported by an action plan.
- Home Office Serious Violence Duty- Currently in consultation. problem-based analysis of serious violence in their area and implement a strategy detailing how they will respond to the identified issues
- MOPAC Violence Reduction Action Plan.

## Working in partnership

- Partnership Problem Solving Group- Multi-Agency monthly meeting identifies areas of concern relating to ASB, crime develops an action plan to resolve issues..
- Weeks of Action, the first took place in Bruce Grove ward from 26th to 30th September where our communities can engage with staff directly and we can respond to their concerns.
- Working with MPS to support key activities and operations such as the Positive Action Initiatives, which are similar to the aims of our Weeks of Action and will see visible resources being deployed into key crime/ASB wards in the borough.
- Operation Taipan, Met police team currently deploys to areas and locations where we are seeing emerging and or increasing crime and violence, e.g. Finsbury Park, TPL,
- Operation Dharma working with schools and colleges to manage VVE risks linked to school aged children.
- Operation Nightingale, will see increased policing deployments in hotspot locations/wards where we are experiencing increasing levels of violence and criminality, this will include the high harm wards such as Noel Park, Northumberland Park, Tottenham Hale.
- Operation Alliance and Operation Divert currently operating via Wood Green Custody Centre – identifying and supporting young people at point of arrest.

- Haringey's Community Safety strategy is currently being refreshed, with the new strategy running from 2023-2027.
- The strategy presents the Haringey CSP's approach and priorities to achieving a reduction in crime and anti-social behaviour in Haringey.
- It will be supported by a comprehensive strategic assessment that draws on data from across the partnership to identify trends, patterns, and drivers relating to crime and anti-social behaviour.
- The strategy will be informed by extensive consultation and engagement with partners across the system, with community groups, and with Haringey residents and businesses.
- The outcomes that the CSP seeks to achieve through the strategy are a reflection both of the data and what will have heard through engagement.
- The aim of the strategy is to improve the quality of life in the borough by focussing and co-ordinating partnership actions.

- Local data analysis suggests that the priorities should be retained for the next year i.e. Robbery and Violence with Injury (Non-Domestic).
- This will support current and ongoing partnership activities around knife crime reduction, robbery focus and tackling violent crime and vulnerability.
- Robbery and Non-Domestic VWI are also key crime types which involve young people as both victims and perpetrators and there is a clear cross over with the Borough Plan, Community Safety Strategy, Young People At Risk Strategy, North Area Violence Reduction Group (NAVRG) and others.

## ■ Performance

The Hate crime detection rate for Haringey is currently 18%, against the MPS average of 14%. This is a significant improvement on last year and puts North Area at the top of the MPS

## ■ Satisfaction

Overall satisfaction is currently at 60% which is a slight decrease on last year. The area for prioritisation is 'Satisfaction with follow up' which is at 47%.

## ■ Outreach and Partners

We are working with the Hate Crime lead on a variety of initiatives to raise awareness of Hate crime, improve reporting and provide enhanced support

- **Action to Increase Reporting**

A number of initiatives are in progress, including third party referrals, ADAPT team, IDVAs and removing practical barriers to reporting

- **Performance**

The MPS aspiration is 30% detection rate of all Domestic Abuse. Haringey is currently at 10% which is the MPS average. There is a strong focus on risk management, Homicide Prevention and alternative judicial options to manage risk.

- **Work to Tackle Domestic Abuse**

These include the work of the MARAC, the ADAPT Team and a focus on risk management for example via DVPNs, SPO's etc.